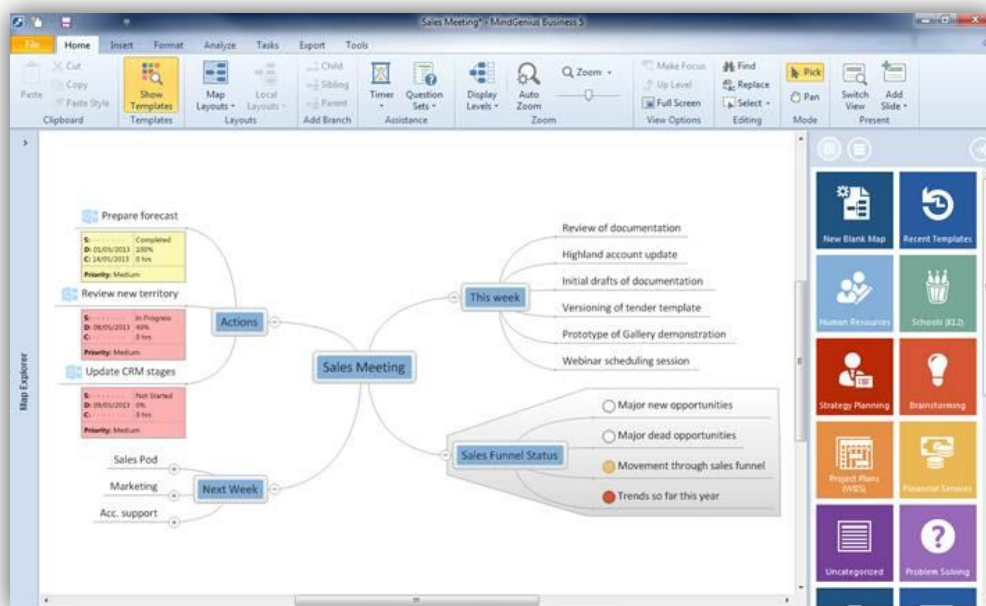


What's New in Version 5

The new functionality in MindGenius 5 dramatically improves the already strong task and project management capabilities of MindGenius and will help users collaborate and communicate better on projects, strategy, brainstorming and meetings.

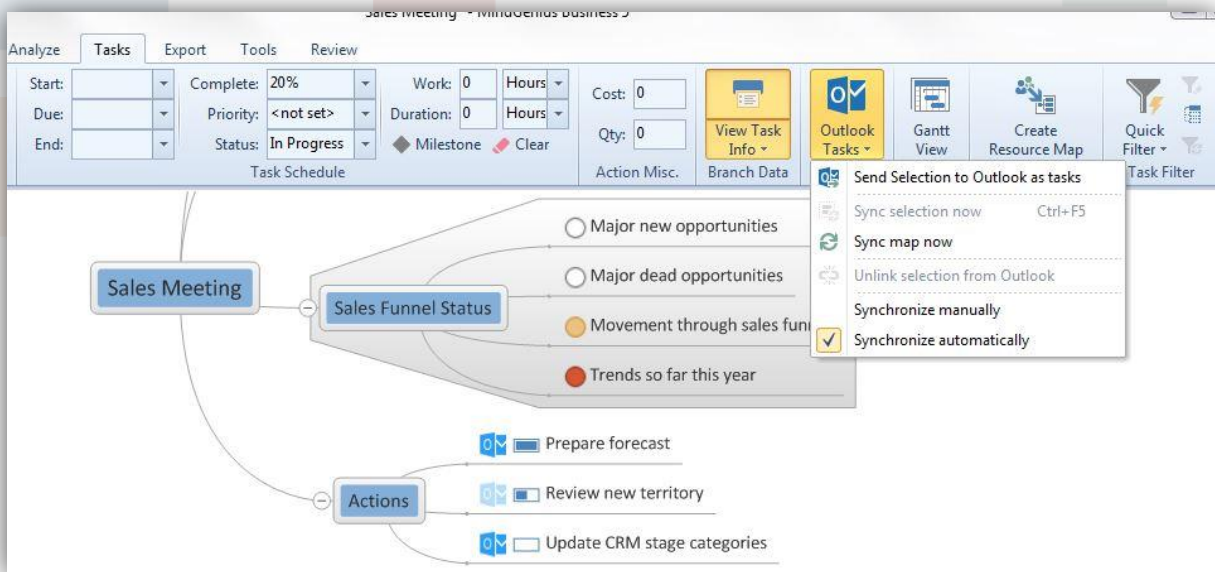
- **New Task Cards** make branch information more prominent to aid reporting and task management
- **Automatically created project reports** (Project Summary, Milestone chart, Critical path tasks, Tasks Due, etc.) expose the key project data to keep stakeholders fully informed
- **New Templates pane** provides easier access to Industry templates and resources to help you get started and expand your use of the application
- **MS Outlook Synchronisation** that helps improve the way meetings are performed and managed
- **Comment and Review** function which encourages greater collaboration and the use of maps as a way of working within the team
- Improved Task and Project Management Functionality including **Resource Levelling** to keep track of resource over and under allocation
- And more of the most commonly requested **user enhancements**



New Look

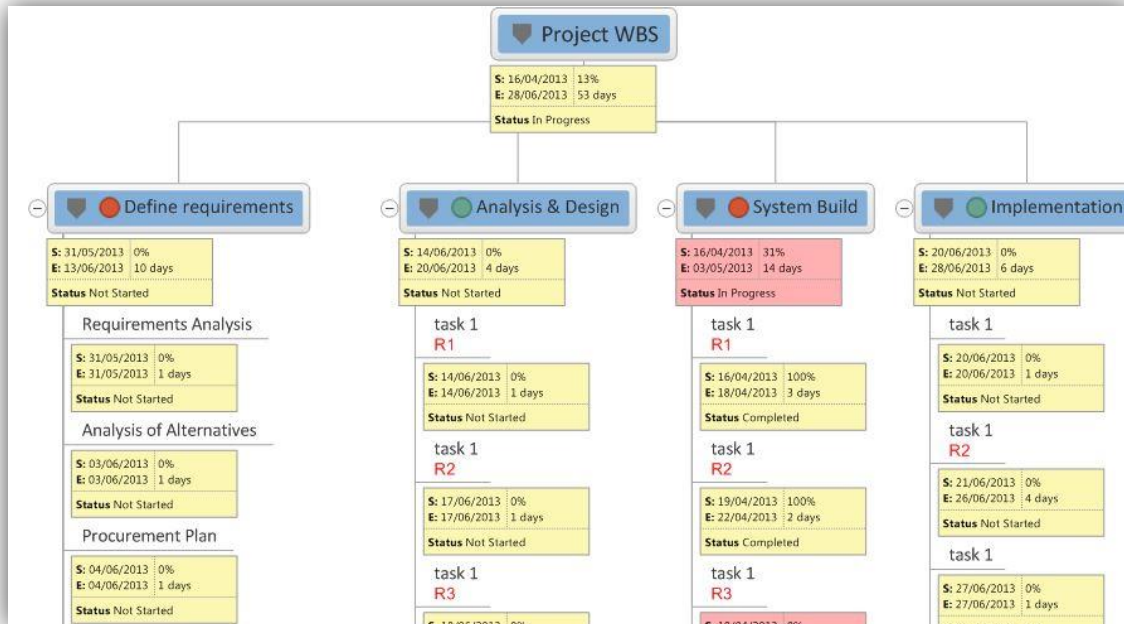
MindGenius 5 offers new look map styles with a more compact layout and easier to read branches, making the mapping process more engaging during presentations, brainstorming sessions, and meetings.

Task Management



Direct distribution of actions from the map to your team members' inboxes as MS Outlook tasks can improve your meetings and productivity.

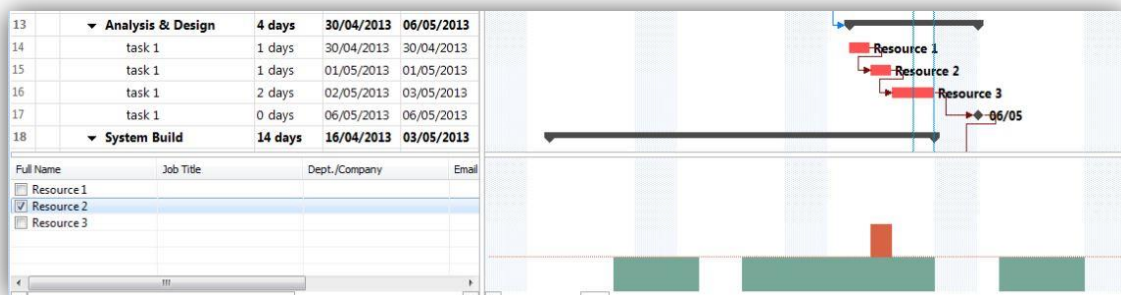
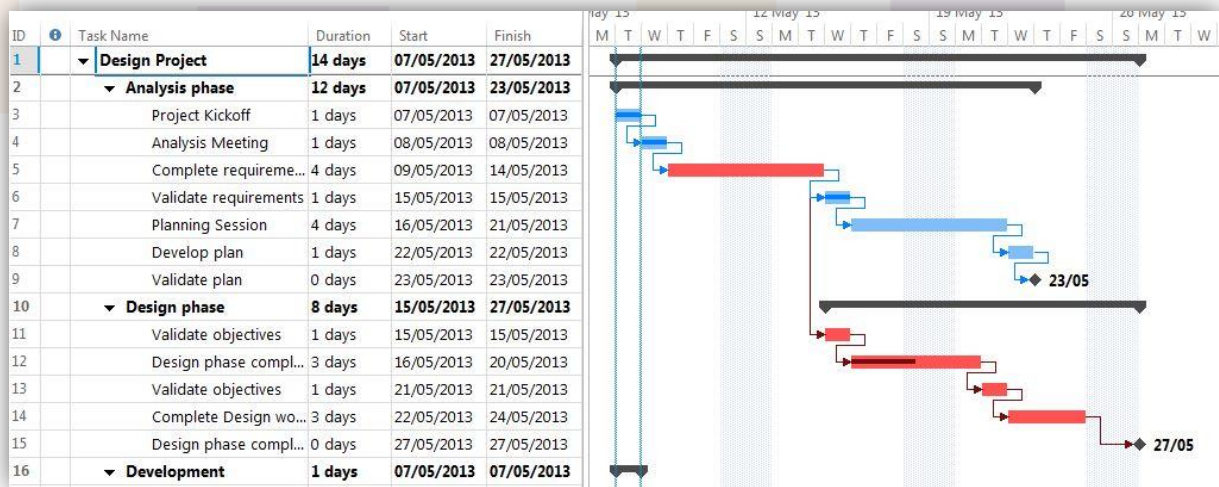
Maps automatically synchronize with Outlook when tasks are updated in either application helping you make progress between and at meetings, and allowing managers more visibility on when actions have been completed by the team.



Task cards can be pinned to stay in view enabling you to see the details of your project tasks and quickly identify when actions go overdue.

Project Management

New look Gantt chart with project overview, constraints indicator and Resource levelling chart to help identify over and under allocation of project resources.



Save time collating project data by automatically creating presentation quality project reports from your map data, keeping stakeholders properly informed about project progress and ensuring the team have clear visibility on the state of the project and making sure your project is on track to be delivered on time.

Project Report

REPORTING PERIOD: 22/04/2013 - 14/06/2013

PROJECT STATUS

% Complete

Overall project on target but red flags on resource issues.

44%

PROJECT MILESTONES

Milestone	Finish Date	Categories	Comment
Planning complete	03/05/2013	Red	Resource issues
Design phase complete	13/05/2013	Amber	Potential impact if planning issues cannot be resolved this week
Build complete	30/05/2013	Green	On plan
Implementation complete	06/06/2013	Green	On plan
Project complete	14/06/2013	Green	On plan

Red Amber Green

Industry Templates

The addition of easier access to Industry templates and resources help you get started and expand your use of the application, making MindGenius even more intuitive and quicker to adopt than any other mapping tool.



Comment and Review

New Comment and Review mode allows you to share your maps with colleagues and track and review their changes and comments, encouraging greater collaboration on projects, document authoring, brainstorming and meetings.



Download a free 30 day trial of MindGenius 5 now from www.mindgenius.com.